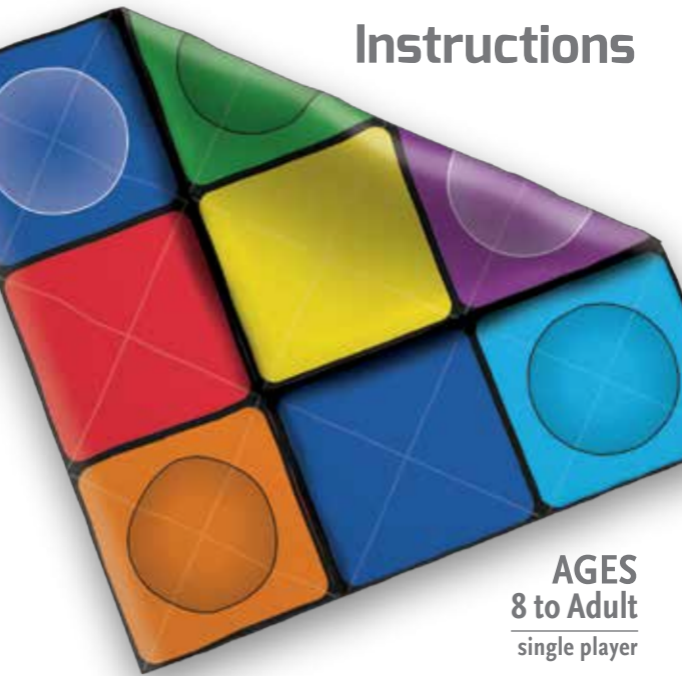




# COLOR FOLD

Logic  
Puzzle

## Instructions



**AGES**  
**8 to Adult**  
single player

# COLOR FOLD Logic Puzzle



## Includes

- 1 Double-sided Cloth
- 40 Challenge Cards with Solutions

## Introduction

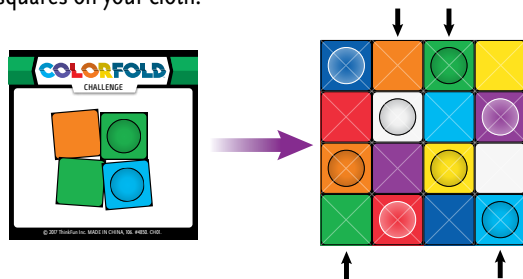
Fold and flip your way through 40 colorful challenges. Folding a 4x4 cloth might sound simple, but finding the right combination of horizontal, vertical, and diagonal folds will challenge even the most skilled puzzlers.

## Your Goal

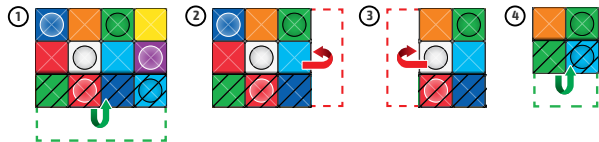
Fold your Cloth until only the colored squares shown on the Challenge Card can be seen.

## Steps to Play

1. Select a Challenge Card.
2. Examine the Challenge Card and locate the matching colored squares on your cloth.



3. Using the Rules for Folding on page 4, fold the cloth under or over along the horizontal, vertical, and diagonal lines until only the colored squares from the Challenge Card are visible.

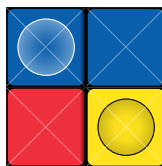


Note: The black diagonal lines indicate the backside of the cloth

4. When only the colored squares on a Challenge Card are visible on your folded Cloth – **YOU WIN!**

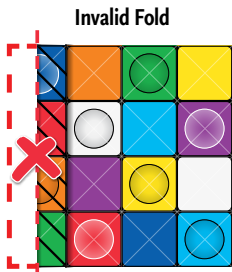
## Rules for Folding

1. The position and orientation of colored squares on your folded cloth do not need to match the Challenge Card. As long as only the specific colored squares shown on the Challenge Card are visible and no others, the solution is correct.

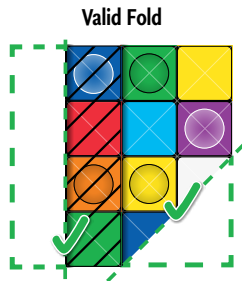


Valid Solution

2. Only complete squares can be a part of your solution.
3. Do not fold the cloth where there are no black or white lines.



Invalid Fold

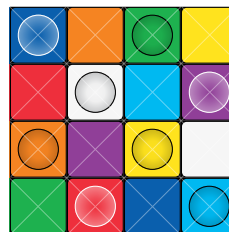


Valid Fold

## Tips and Hints

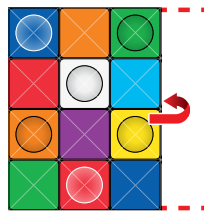
There are multiple ways to solve each Challenge, but as you play, keep in mind the tips below.

1. All Challenge Cards and Solutions begin with the following starting position:

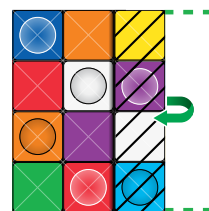


2. All challenges can be solved in a series of 3–6 overfolds and/or underfolds.

Underfold (fold behind)

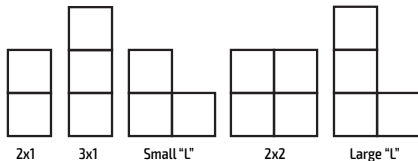


Overfold (fold in front)



Note: The black diagonal lines indicate the backside of the cloth

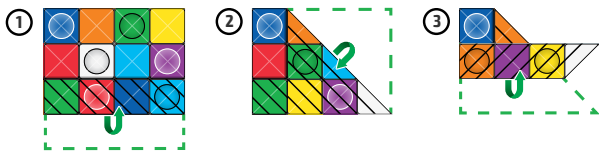
- All challenges can be solved without having to unfold any part of the cloth after it has been folded.
- All challenges can be solved without completely flipping over your cloth (but parts of your cloth may need to be folded under).
- Remember to think about the colored squares you can't see.
- If you get stuck, try rotating the cloth and starting from a new position.
- Solutions can come in the following arrangements:



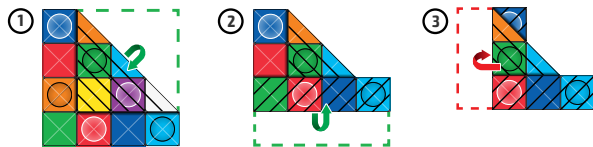
## The "L" Shape

For hints on how to turn your cloth into an "L" Shape, examine the illustrations below.

Can you figure out what two additional folds will make a Small "L"?



What final fold will make a Large "L"?



## Checking the Solutions

There are multiple ways to solve each challenge. The solutions we've provided contain the fewest number of steps and minimize the number of underfolds.

**The black diagonal lines indicate the backside of the cloth.**

Each illustration shows the state of the cloth after a single fold. Green arrows and dotted lines represent overfolds; Red represents underfolds.

## About the Inventor:

Yohan Goh came up with the idea for Color Fold™ while serving in the army. Once when assigned to clean the dining hall, Yohan challenged himself to fold the cloths so only clean fabric remained on the bottom side. Throughout his service, Yohan thought about whether this folding mechanic could be fun in game play. After a year of developing the game, Yohan met with the Happy Baobab team while on vacation from the army. Together they transformed his idea into an intriguing fabric logic game!

Challenges for this game were developed by expert puzzler, Bob Hearn.

# ThinkFun's Mission is to Ignite Your Mind!®

ThinkFun® is the world's leader in addictively fun games that stretch and sharpen your mind. From lighting up young minds to creating fun for the whole family, ThinkFun's innovative games and mobile apps make you think while they make you smile.



[www.ThinkFun.com](http://www.ThinkFun.com)



© 2017 ThinkFun Inc. All Rights Reserved.  
MADE IN CHINA, 106. #4850. IN01.